

THE PERFECT POWER STEERING INSTALLATION

Reduce Returns With These Simple Steps...

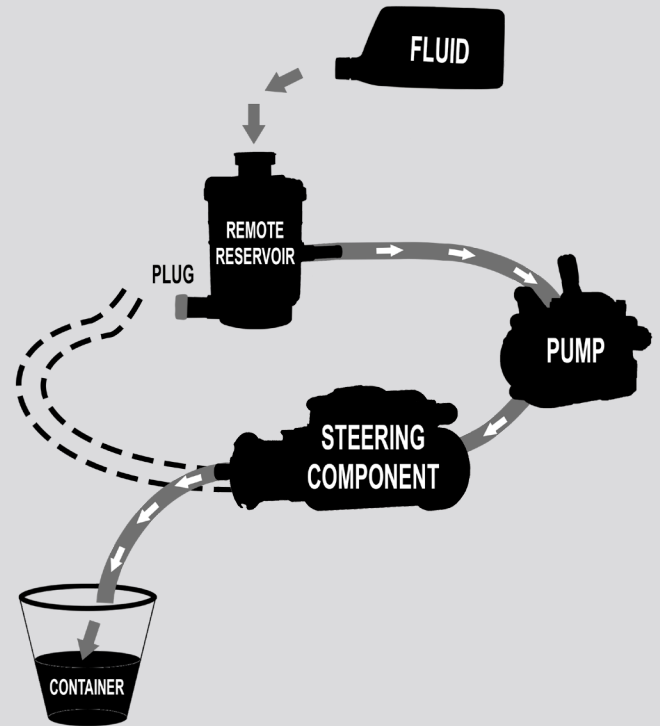
- 1 REMOTE RESERVOIR**
Replace reservoir or clean internal filters.



- 2 FLUID**
Use proper fluid.




- 3 FLUSH**
Flush 4 quarts of OE recommended fluid to clean out debris.



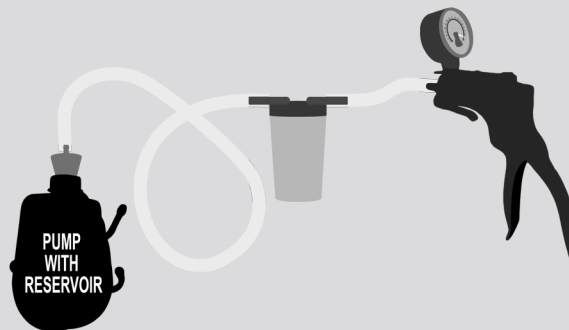
- 4 IN-LINE FILTER**
Install filter on the return line to catch contamination.



- 5 HOSES**
Replace hoses at 5 years or 100K miles.



- 6 VACUUM BLEED***
Remove air to ensure proper function and to prime the steering pump. (Particularly if the pump has a remote reservoir.)



*Refer to the Power Steering System Vacuum Bleeding Procedure document for complete instructions.

This is a quick reference guide only. For more detailed information on system operation and servicing, always refer to a technical service manual or approved information system.